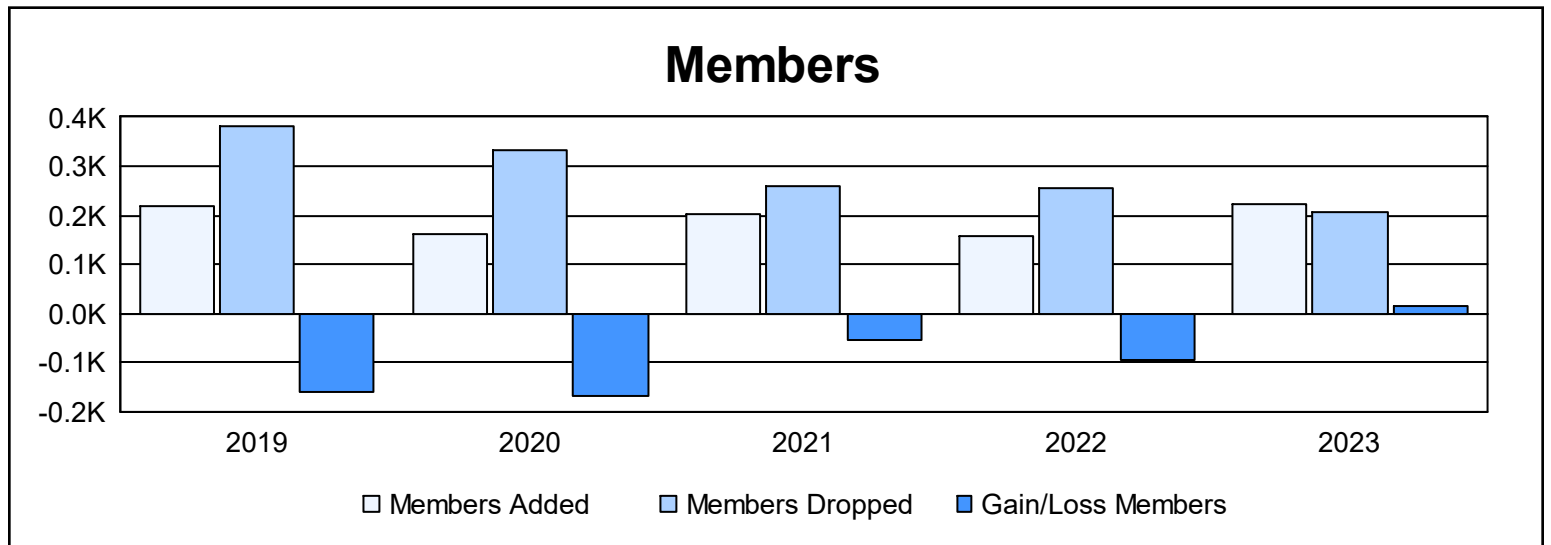
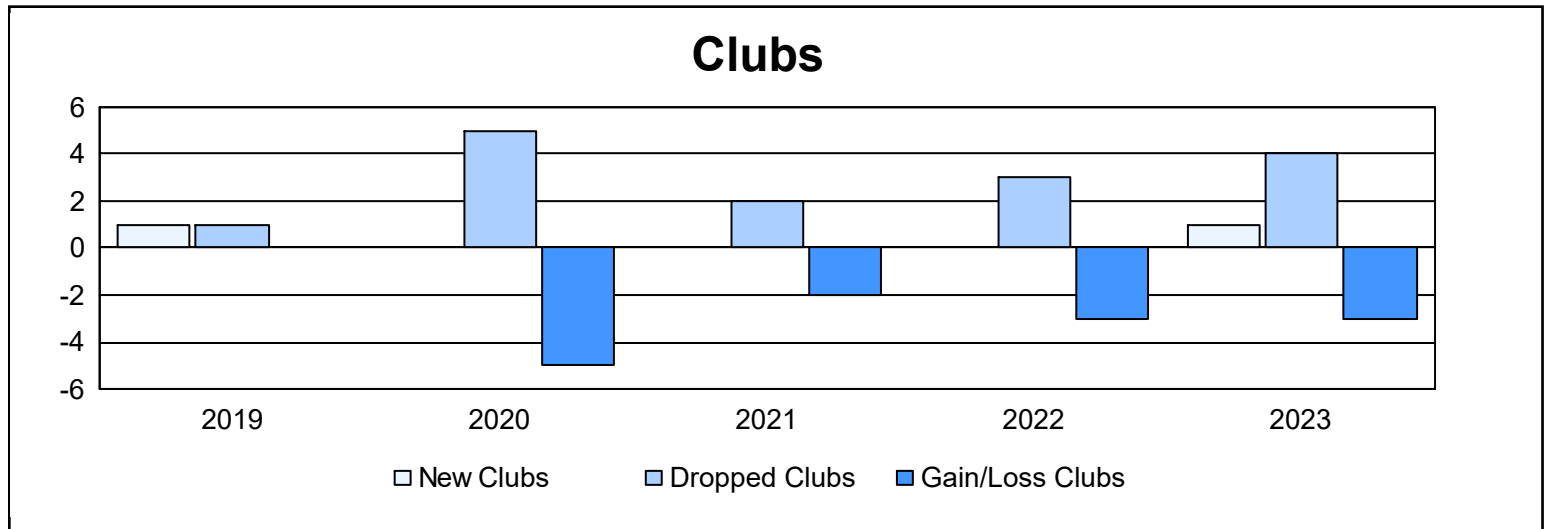
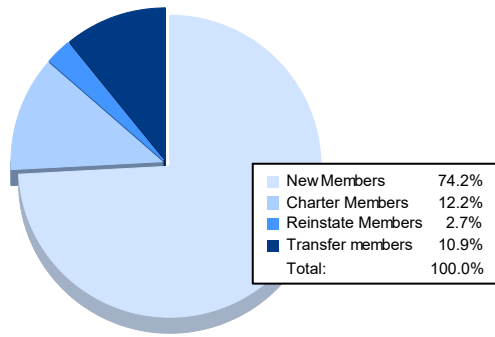


| Year | New Clubs | Dropped Clubs | Gain/ Loss Clubs | New Members | Charter Members | Reinstate Members | Transfer Members | Total Member Added | Total Members Dropped | Gain/ Loss Members |
|----------------|-----------|---------------|------------------|-------------|-----------------|-------------------|------------------|--------------------|-----------------------|--------------------|
| 2018-2019 | 1 | 1 | 0 | 148 | 41 | 8 | 22 | 219 | 380 | -161 |
| 2019-2020 | 0 | 5 | -5 | 132 | 3 | 12 | 16 | 163 | 332 | -169 |
| 2020-2021 | 0 | 2 | -2 | 165 | 3 | 8 | 27 | 203 | 258 | -55 |
| 2021-2022 | 0 | 3 | -3 | 125 | 7 | 4 | 23 | 159 | 255 | -96 |
| 2022-2023 | 1 | 4 | -3 | 164 | 27 | 6 | 24 | 221 | 205 | 16 |
| Average | 0 | 3 | -3 | 147 | 16 | 8 | 22 | 193 | 286 | -93 |



Membership Composition June 2023 Cumulative



Gender Composition June 2023 Cumulative

